

JZS series of static relay

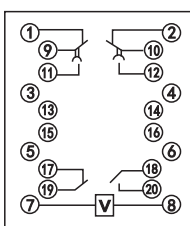
1、 Outline

JZS series of static intermediate relay as a secondary relay, used in various power system relay and automatic control. In the loop, to increase the number of main protection relay contacts or contact capacity. This product is a static type relay with fine degree is high, power consumption is small, action time is short, the return coefficient is high, according to the need to freely adjust the power or power-off delay time. Through the panel from left to right three DIP switch settings, for 4.15S power-off delay, just dial code is set to 415, the difference X0.01 is the required 4.15S.

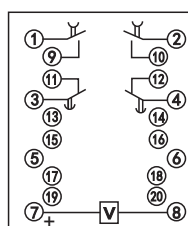
2、 The main technical parameters

- Rating: DC / AC voltage 220V, 110V, 48V;
- Action value: the action voltage DC is not greater than the rated voltage of 70%; AC not more than 75% of the rated voltage.
- Return Value: The return voltage is not less than 5% of the rated voltage
- Action time and return time: action is not greater than 50ms, return no more than 25ms.
- Delay range: power delay of 0.02-9.99S, power delay is 0.02-6S.
- Insulation resistance: Each circuit exposed to the relay non-charged metal 100MΩ.
- Power consumption: Not more than 6W / 6VA at rated voltage.
- Working life: the working life of the product is not less than 10⁴
- Contact capacity: In the voltage does not exceed the exchange of 250V, the current does not exceed 5A the time constant of 5 ± 0.75 ms DC inductive load circuit, the product output of the open capacity of 50W. Output contacts Under the above specified load conditions, the product can move reliably and return 5×10^4 times. Output contacts long-term allowable current 5A.
- Dielectric strength: under the reference conditions, the conductive parts of the product together the exposed non-charged metal part and the shell. Between, can withstand the exchange of RMS 2000V / 50HZ test voltage lasted 1 minute, no insulation breakdown or flashover phenomenon.

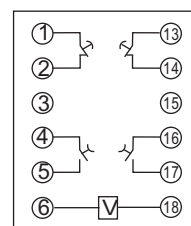
3、 Internal wiring (front view)



JZS-220 1



JZS-7/244



JZS-7/344

All of the above wiring diagram is common